



## Atlas WB12 32" Manual Data Entry Automatic Spin Wheel Balancer

Packing the punch of the Atlas Auto Equipment brand into a simple to use package, this wheel balancer is latest in our ever-popular range of tyre service equipment.

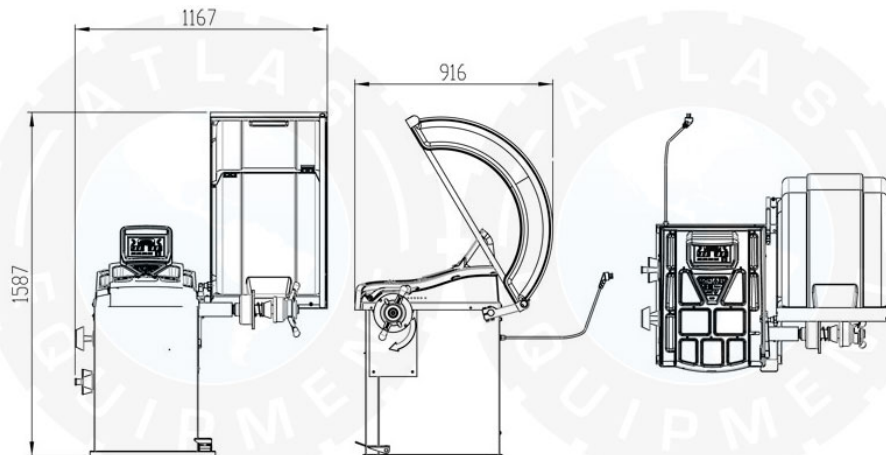


The WB10 is capable of balancing rim diameters up to an impressive 32"! It's simple to use keypad allows for easy input of the wheel dimensions. From their simply lower the protective hood and the wheel balancer will begin.

*Optional Extras: Motorcycle Adapter, Light Commercial Kit, Centreless Wheel Adapter*



### Tech Specs:

Max. wheel weight	75kg
Wheel diameter	39" (1000mm)
Rim diameter	10" - 32" (255 - 810mm)
Wheel width	1.5" - 20" (39 - 510mm)
Balancing precision	±1g
Resolution	1.4 degrees
Cycle time	7 s
Max. balancing speed	180 rpm
Power supply	220V/230V-1Ph
Motor power	250w
Noise level	< 75 dbA



Speak to an Atlas Equipment expert now on 01527 868 888 for more information.